

FLOTA CERQUERA COSTERA

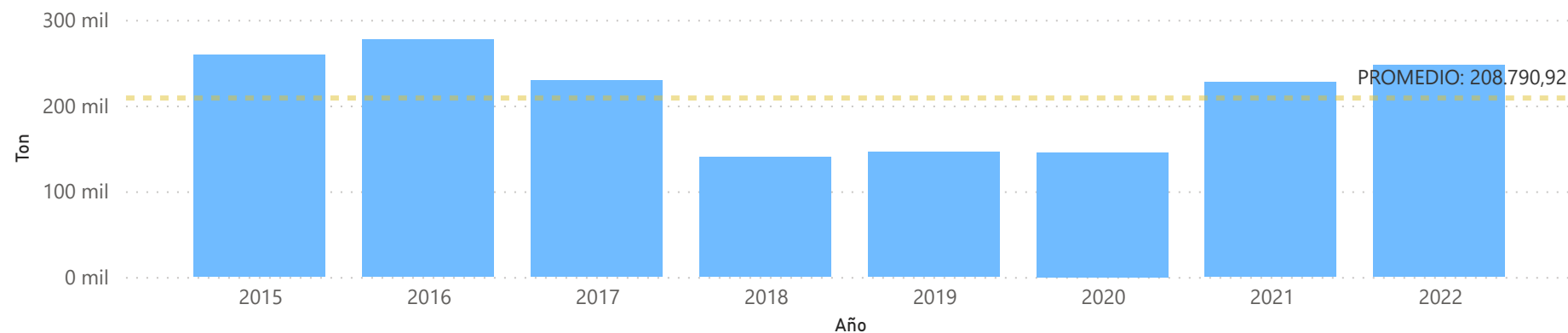
CAPTURA DE PELÁGICOS PEQUEÑOS

(Toneladas)



INSTITUTO PÚBLICO DE
INVESTIGACIÓN DE ACUICULTURA Y PESCA
ECUADOR

Especie	2015	2016	2017	2018	2019	2020	2021	2022
MACARELA	103.602,17	96.717,80	69.013,29	31.932,54	30.952,67	65.461,70	164.706,63	158.121,40
BOTELLA	65.006,70	54.601,37	58.457,70	64.096,93	63.896,56	56.693,60	30.972,26	40.133,10
PICUDILLO	21.551,55	60.960,97	45.804,51	13.375,25	9.041,50	8.612,59	15.587,28	12.348,40
PINCHAGUA	37.865,55	13.392,47	16.654,30	17.382,67	23.370,83	10.444,62	7.127,05	22.064,42
CHUHUECO	18.058,52	45.836,16	33.371,33	9.170,05	12.196,72	3.195,60	6.184,04	9.249,85
SARDINA REDONDA	12.559,98	5.315,65	5.637,97	3.737,89	5.968,09	508,54	2.678,95	4.906,11
ROLLIZO	12,47	87,15	19,74	193,86	312,63	50,22	163,55	66,45
JUREL	301,05	24,32	76,85	51,70	2,36	13,91	0,63	27,00
ANCHOVETA						187,05	13,26	54,91
SARDINA DEL SUR	1,54							119,16
ANCHOA					12,49	1,73	2,60	4,84
Total	258.959,53	276.935,89	229.035,69	139.940,89	145.753,86	145.169,58	227.436,25	247.095,63



FLOTA CERQUERA COSTERA

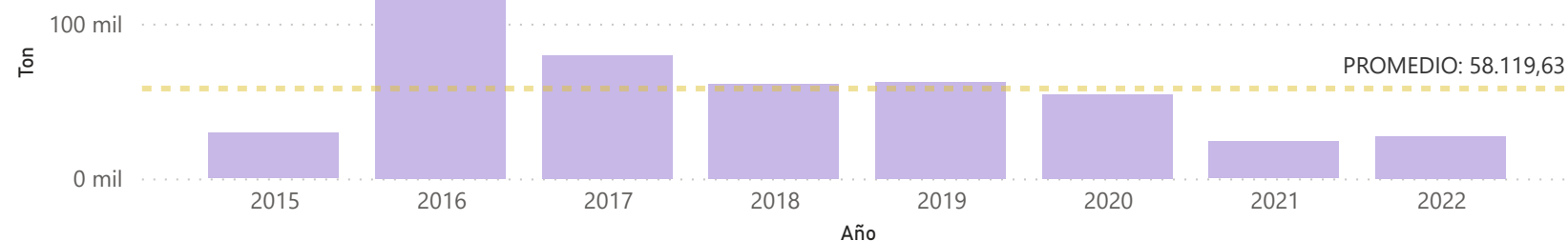
CAPTURA DE OTRAS ESPECIES

(Toneladas)



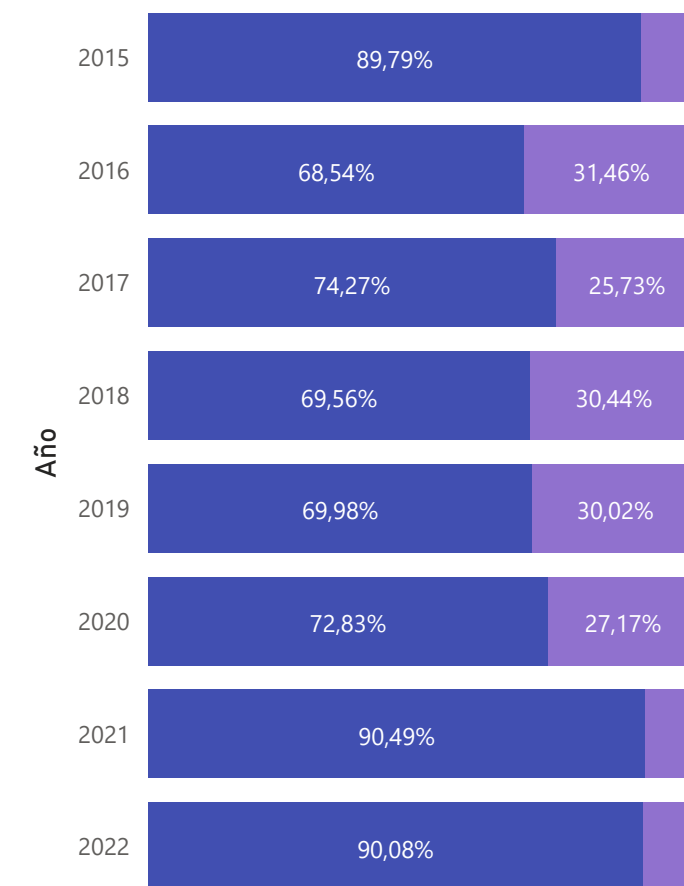
INSTITUTO PÚBLICO DE
INVESTIGACIÓN DE ACUICULTURA Y PESCA
ECUADOR

▼ Especie	2015	2016	2017	2018	2019	2020	2021	2022
TROMPETA	8.942,24	23.400,64	5.882,49	5.986,87	4.728,92	2.765,15	913,95	2.066,56
RONCADOR	378,02	14.263,99	186,94	96,63	566,16	596,35	106,63	354,78
PICUDA	57,84	409,30	1.558,15	1.452,82	1.456,98	1.270,86	468,95	695,68
LISA		1.495,88	4.056,61	98,51	55,63	35,28	491,77	259,44
Las demás	1.629,11	8.576,47	7.943,43	17.803,22	8.440,43	5.273,28	4.881,02	6.638,06
HOJITA	1.740,40	2.891,54	4.906,04	3.428,41	6.559,58	3.515,64	2.142,13	1.167,12
GALLINETA	538,38	7.348,20	10.546,35	11.899,70	7.198,14	17.063,93	10.087,02	13.231,64
CORVINA	108,85	3.687,44	1.662,07	2.234,37	487,42	2.197,74	2,40	613,52
CORBATA	4.429,21	53.823,54	28.381,68	5.686,70	3.033,84	1.742,06	928,49	146,61
CHAZO	7.330,12	4.209,83	4.134,57	2.769,80	11.506,54	6.928,28	664,05	572,00
CARITA	3.999,97	3.618,68	6.026,60	2.345,60	5.121,59	2.844,11	962,45	976,72
BARRIGA JUMA	305,88	3.409,48	4.072,97	7.422,34	13.371,59	9.920,44	2.253,73	474,49
Total	29.460,02	127.135,00	79.357,89	61.224,97	62.526,83	54.153,12	23.902,57	27.196,61



Composición por grupo

Grupo ● PELAGICO PEQUEÑO ● OTRAS ESPECIES



Ton